


How to

Request for Change of Mobile Number,

If KYC not completed / Mobile OTP not verified

To initiate the process of Mobile change, on the self attested copy of your passport, kindly write the 6 points given below and send it to "chgmyregdffpphone@airindia.in" from your registered Email ID.

Template For illustration purpose only



1. **Subject / Issue** - Request to change Registered Unique Mobile Number in Flying Returns Account with Pending Mobile OTP/KYC.

2. My Flying Returns Account no. is 123456789 which is registered with Email ID: xyz@gmail.com and Mobile no. 9876543210 under the name _____ (Name of Member).

3. I request you to kindly Change my Mobile number from 9876543210 (existing Mobile) to 9999999999 (New Mobile Number - personal and not official), because _____ (give reason for change of Mobile no.) on my FFP Account profile.

4. A copy of the recent Mobile bill (if new Mobile number is postpaid) or Screenshot from my Network Carrier's Mobile App (if new Mobile Number is prepaid) has been attached reflecting my name as mentioned in the FR Profile.
(SEE BELOW FOR FURTHER CLARIFICATION)

5. I hereby confirm that I will not change my registered Mobile Number in my profile for the next Six months and acknowledge that in future, once the Mobile OTP is verified, service charges will be applicable for changing the registered Mobile Number.

6. Date of request.

Signature (to match passport)

Date: DD/MM/YYYY
(Date of Request)

In absence of a passport (if no international travel undertaken / do not hold a passport (even an expired one)) use a copy of PAN Card.

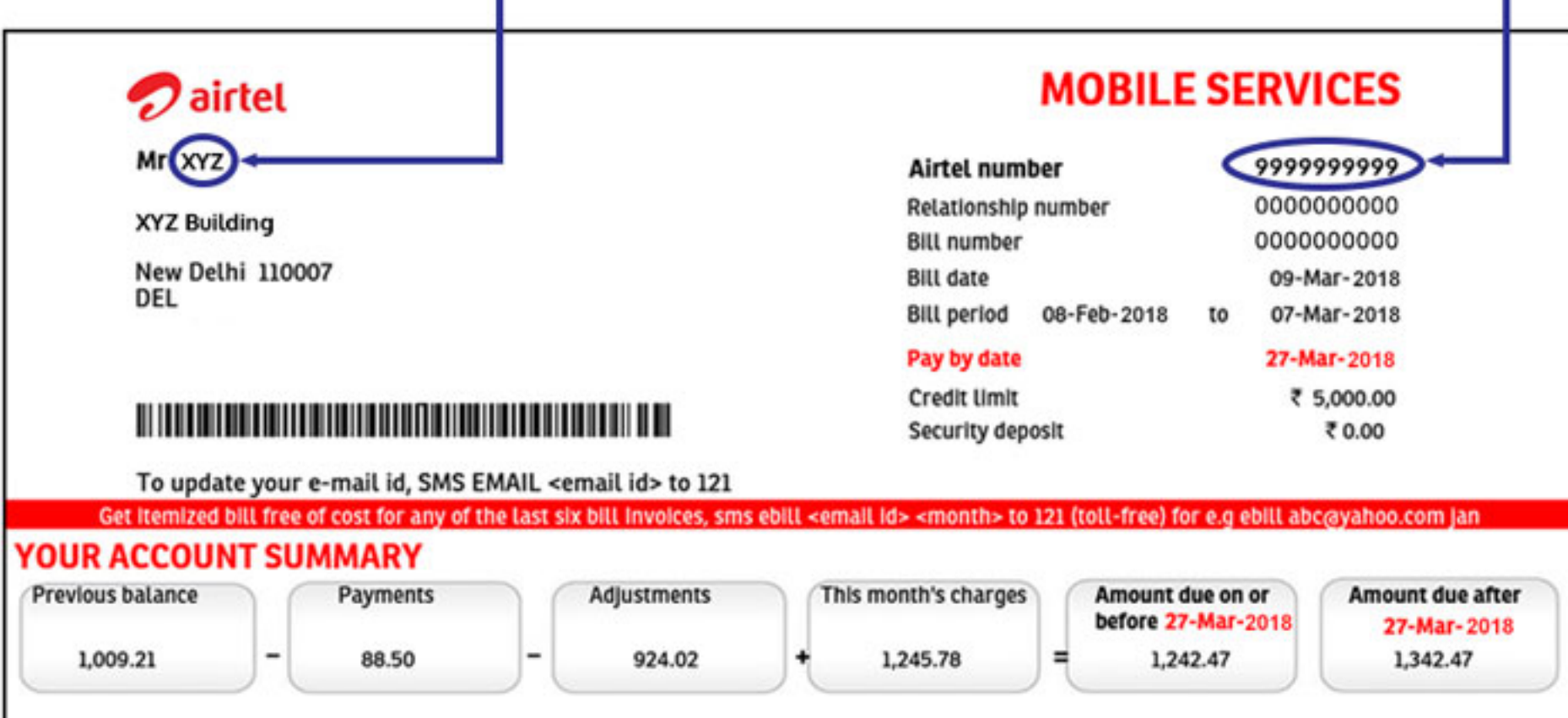
Supplementary Document to be attached along with the above request

If New Mobile Number is Postpaid

then recent Postpaid Bill (not to be older than 3 months from the date of request) to be attached as proof.

Name as mentioned in FFP Profile

New Mobile no. to be registered in FFP profile



MOBILE SERVICES

Airtel number	9999999999
Relationship number	0000000000
BILL number	0000000000
BILL date	09-Mar-2018
BILL period	08-Feb-2018 to 07-Mar-2018
Pay by date	27-Mar-2018
Credit limit	₹ 5,000.00
Security deposit	₹ 0.00

YOUR ACCOUNT SUMMARY

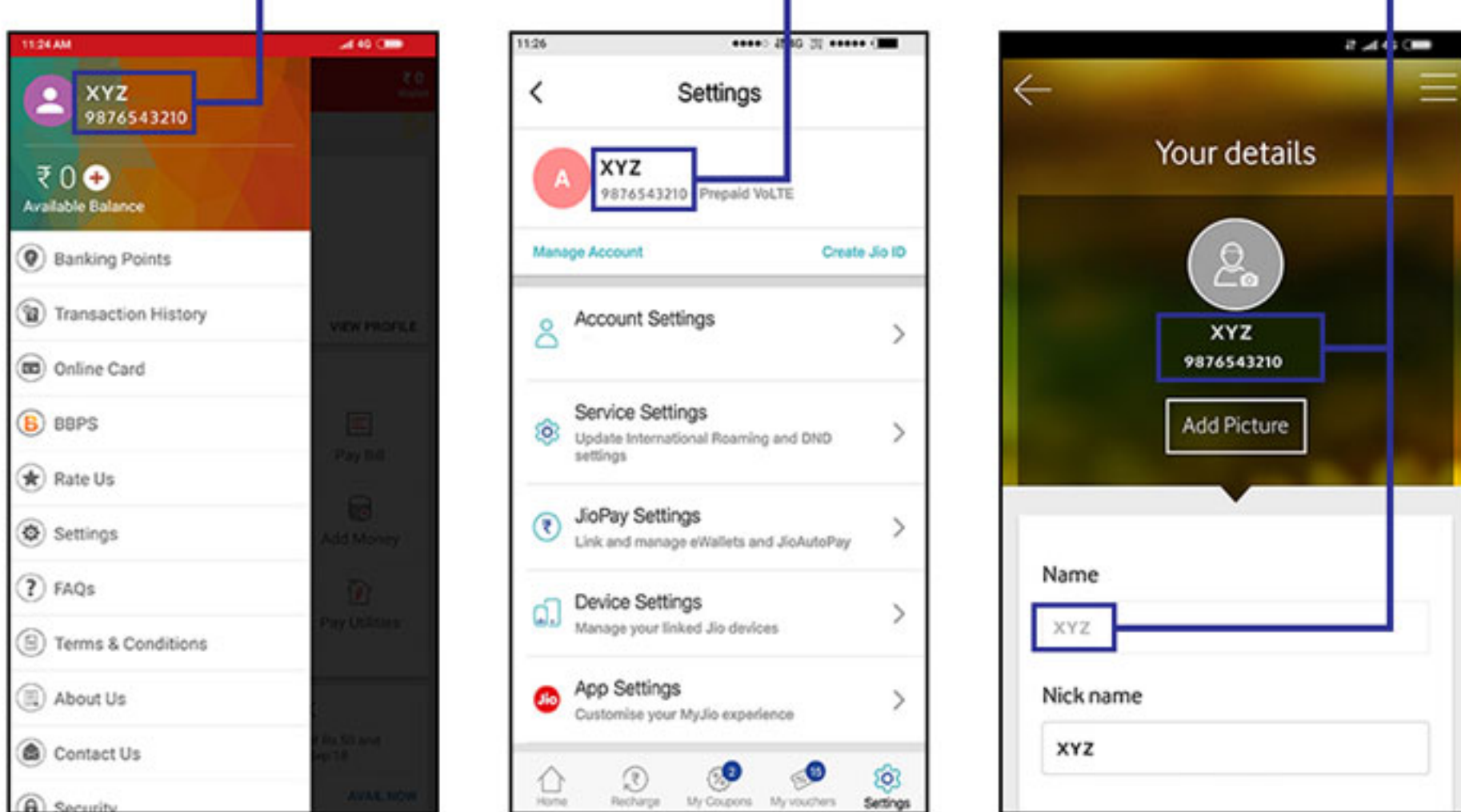
Previous balance	Payments	Adjustments	This month's charges	Amount due on or before 27-Mar-2018	Amount due after 27-Mar-2018
1,009.21	- 88.50	- 924.02	+ 1,245.78	= 1,242.47	1,342.47

If New Mobile Number is Prepaid

then screenshot of Network Carrier's Mobile App to be attached as proof.

Name as mentioned in FFP Profile

New Mobile no. to be registered in FFP profile



airtel

Jio

vodafone